

Chou Associates Fund - Series F

September 14, 2017

This document contains key information you should know about Chou Associates Fund - Series F. You can find more details in the fund's simplified prospectus. Ask your representative for a copy or contact Chou Associates Management Inc. at 1-888-357-5070, admin@choufunds.com or by visiting www.choufunds.com.

Before you invest in any fund, consider how the fund would work with your other investments and your tolerance for risk.

Quick Facts

Fund code:	CHO 104	Fund manager:	Chou Associates Management Inc.
Date series started:	August 10, 2005	Portfolio manager:	Chou Associates Management Inc.
Total value of fund on August 31, 2017:	\$38.7 million	Distribution:	Annually, December 31st
Management expense ratio (MER):	1.32%	Minimum investment:	\$5,000 initial, \$500 additional

What does the fund invest in?

The Chou Associates Fund's investment objective is to provide long-term growth of capital by investing primarily in equity securities of US and foreign businesses considered by the Manager to be undervalued. The fund may invest in the equity securities of Canadian businesses.

The charts below give you a snapshot of the fund's investments on August 31, 2017. The fund's investments will change.

Top 10 Investments (August 31, 2017)

1. Berkshire Hathaway Inc., Class "A"	13.9%
2. EXCO Resources (1.75L Term Loan)	12.6%
3. Valeant Pharmaceuticals	11.8%
4. JPMorgan Chase & CO (Warrant)	7.7%
5. Citigroup Inc.	7.2%
6. Sanofi, ADR	6.5%
7. Wells Fargo & CO (Warrant)	6.0%
8. Goldman Sachs Group	5.7%
9. Resolute Forest Products Inc.	5.7%
10. MBIA Inc.	3.7%

Total percentage of top 10 investments 80.7%

Total number of investments 25

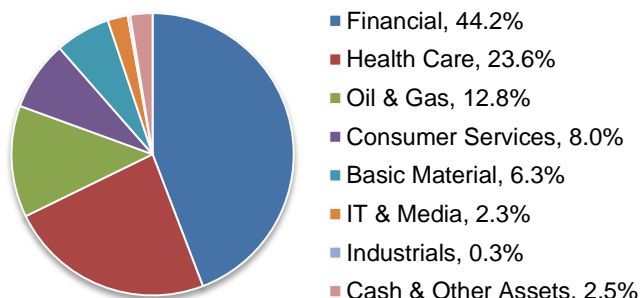
How risky is it?

The value of the fund can go down as well as up. You could lose money.

One way to gauge risk is to look at how much a fund's returns change over time. This is called "volatility".

In general, funds with higher volatility will have returns that change more over time. They typically have a greater chance of losing money and may have a greater chance of higher returns. Funds with lower volatility tend to have returns that change less over time. They typically have lower returns and may have a lower chance of losing money.

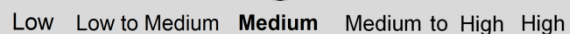
Investment Mix (August 31, 2017)



Risk rating

Chou Associates Management Inc. has rated the volatility of this fund as **medium**.

This rating is based on how much the fund's returns have changed from year to year. It doesn't tell you how volatile the fund will be in the future. The rating can change over time. A fund with a low risk rating can still lose money.



For more information about the risk rating and specific risks that can affect the fund's returns, see the "What are the risks of investing in Chou Associates Fund" section of the fund's simplified prospectus.

No guarantees

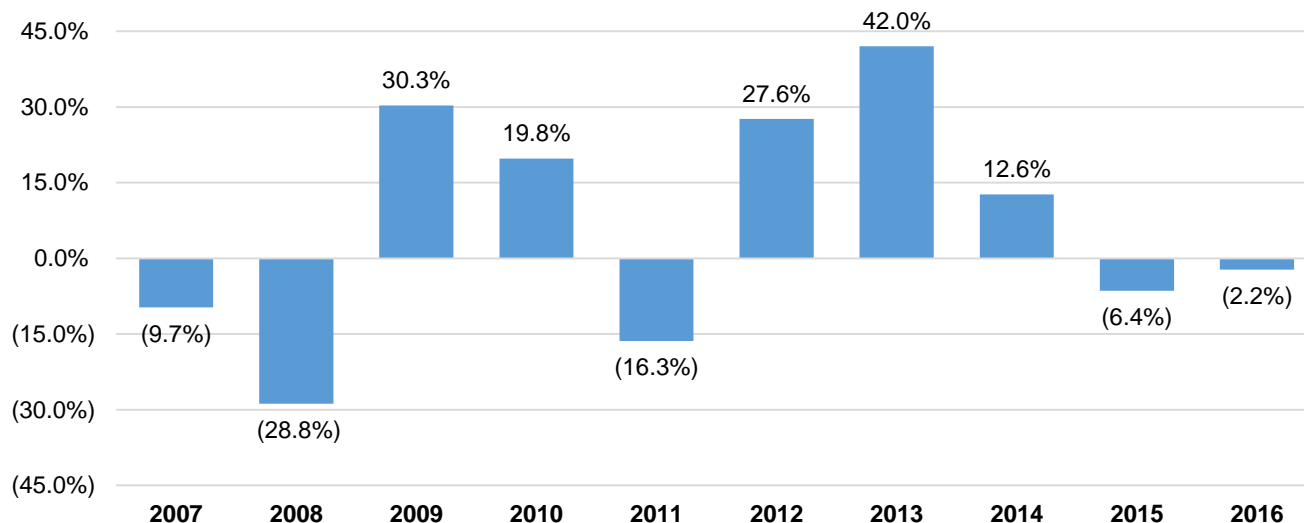
Like most mutual funds, this fund doesn't have any guarantees. You may not get back the amount of money you invest.

How has the fund performed?

This section tells you how the Series F units of the fund have performed over the past 10 years. Returns are after expenses have been deducted. These expenses reduce the funds' returns.

Year-by-year returns

This chart shows how Series F units of the fund has performed in each of the past 10 years. The fund dropped in value in 5 of the 10 years. The range of returns and change from year to year can help you assess how risky the fund has been in the past. It does not tell you how the fund will perform in the future.



Best and worst 3-month returns

This table shows the best and worst returns for Series F units of the fund in a 3-month period over the past 10 years. The best and worst 3-month returns could be higher or lower in the future. Consider how much of a loss you could afford to take in a short period of time.

	Return	3 months ending	If you invested \$1,000 at the beginning of the period
Best return	19.6%	June 30, 2009	Your investment would rise to \$1,196
Worst return	-25.1%	November 30, 2008	Your investment would drop to \$749

Average return

The annual compounded return of Series F units of the fund was 4.6% over the past 10 years. If you had invested \$1,000 in the fund 10 years ago, your investment would now be worth \$1,568.

Who is this fund for?

Investors who:

- Are seeking capital gains over the long term.
- Want to diversify asset classes within a larger portfolio rather than as a core holding.

! Don't buy this fund if you need a steady source of income from your investment.

A word about tax

In general, you'll have to pay income tax on any money you make on the fund. How much you pay depends on the tax laws where you live and whether or not you hold the fund in a registered plan, such as a Registered Retirement Savings Plan or a Tax-Free Savings Account.

Keep in mind that if you hold this fund in a non-registered account, fund distributions are included in your taxable income, whether you get them in cash or have them reinvested.

How much does it cost?

The following tables show the fees and expenses you could pay to buy, own and sell Series F units of the fund. The fees and expenses - including any commissions - can vary among series of a fund and among funds. Higher commissions can influence representatives to recommend one investment over another. Ask about other funds and investments that may be suitable for you at a lower cost.

1. Sales charges

Instead of paying a sales charge on each transaction, you pay an annual fee to your dealer based on the value of the assets. You pay no sales charge when you buy Series F units of the fund.

2. Fund expenses

You don't pay these expenses directly. They affect you because they reduce the fund's returns.

As of June 30, 2017, the fund's expenses were 1.44% of its value. This equals \$14.40 for every \$1,000 invested.

	Annual rate (as a % of the fund's value)
Management Expense Ratio (MER)	1.32%
This is the total of the fund's management fee (which includes the trailing commission) and operating expenses.	
Trading Expense Ratio (TER)	0.12%
These are the fund's trading costs.	
Fund Expenses	1.44%

Trailing commission

There are no trailing commissions on Series F units of the fund.

3. Other fees

You may have to pay other fees when you buy, hold, sell or switch units of the fund.

Fee	What you pay
Short-term trading fee	2% of the value of units you sell or transfer out within 90 days of buying them. This fee goes to the fund.
Switch fee	A representative may charge from 0% to 2% for switches between funds.
Fee for service	Purchasers of Series F units will generally be required to pay their dealers a fee under a "fee for service" or wrap program.

What if I change my mind?

Under the securities law in some provinces and territories, you have the right to:

- Withdraw from an agreement to buy mutual fund units within two business days after you receive a simplified prospectus or fund facts document, or
- Cancel your purchase within 48 hours after you receive confirmation of the purchase.

In some provinces and territories, you also have the right to cancel a purchase, or in some jurisdictions, claim damages, if the simplified prospectus, annual information form, fund facts document or financial statements contain a misrepresentation. You must act within the time limit set by the securities law in your province or territory.

For more information, see the securities law of your province or territory or ask a lawyer.

For more information

Contact your representative or Chou Associates Management Inc. for a copy of the fund's simplified prospectus and other disclosure documents. These documents and the Fund Facts make up the fund's legal documents.

Chou Associates Management Inc.
110 Sheppard Ave. East
Suite 301, Box 18, Toronto ON M2N 6Y8

Phone: 416 214 0675; Fax: 416 214 1733

Toll free: 1 888 357 5070

Email: admin@choufunds.com

www.choufunds.com

To learn more about investing in mutual funds, see the brochure **Understanding mutual funds**, which is available on the website of the Canadian Securities Administrators at www.securities-administrators.ca